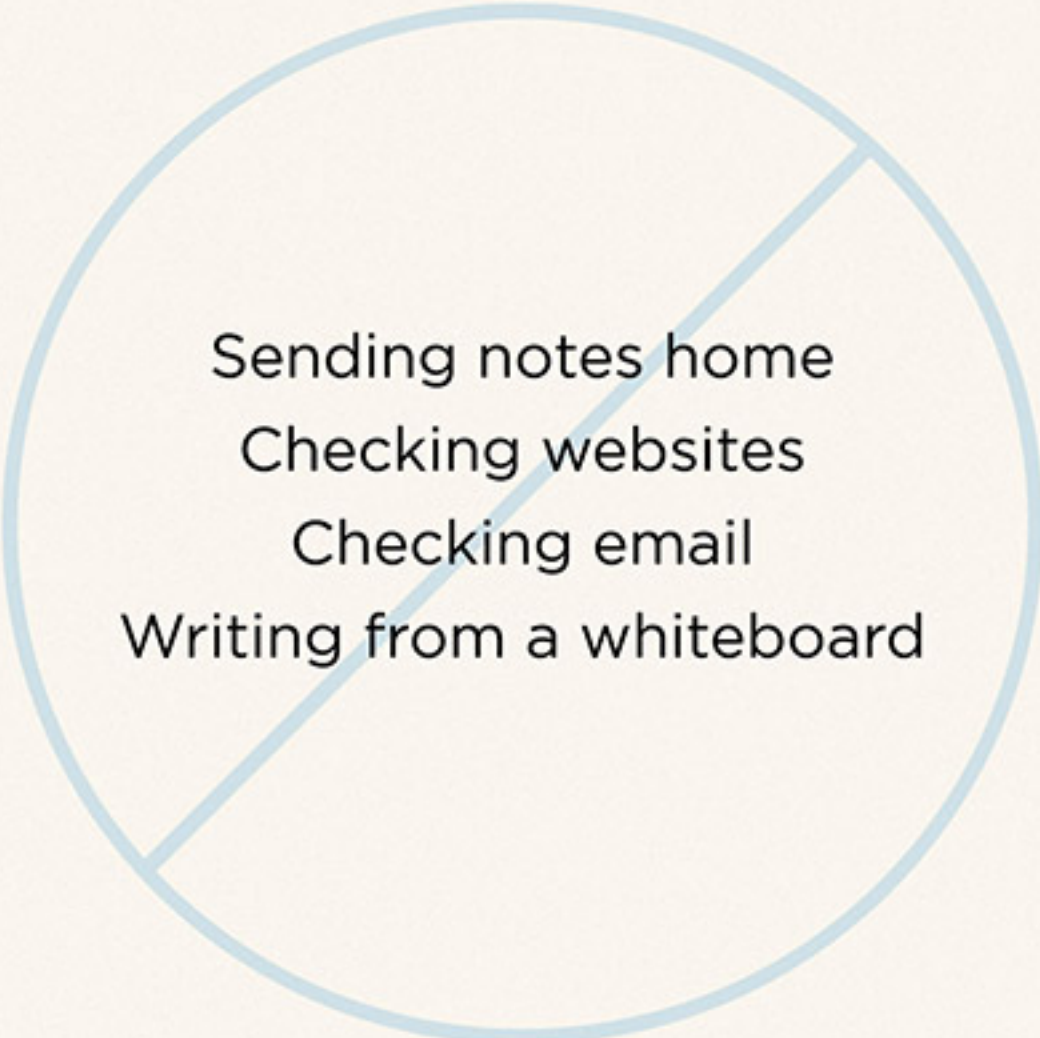


remind

— AN OVERVIEW FOR TEACHERS —

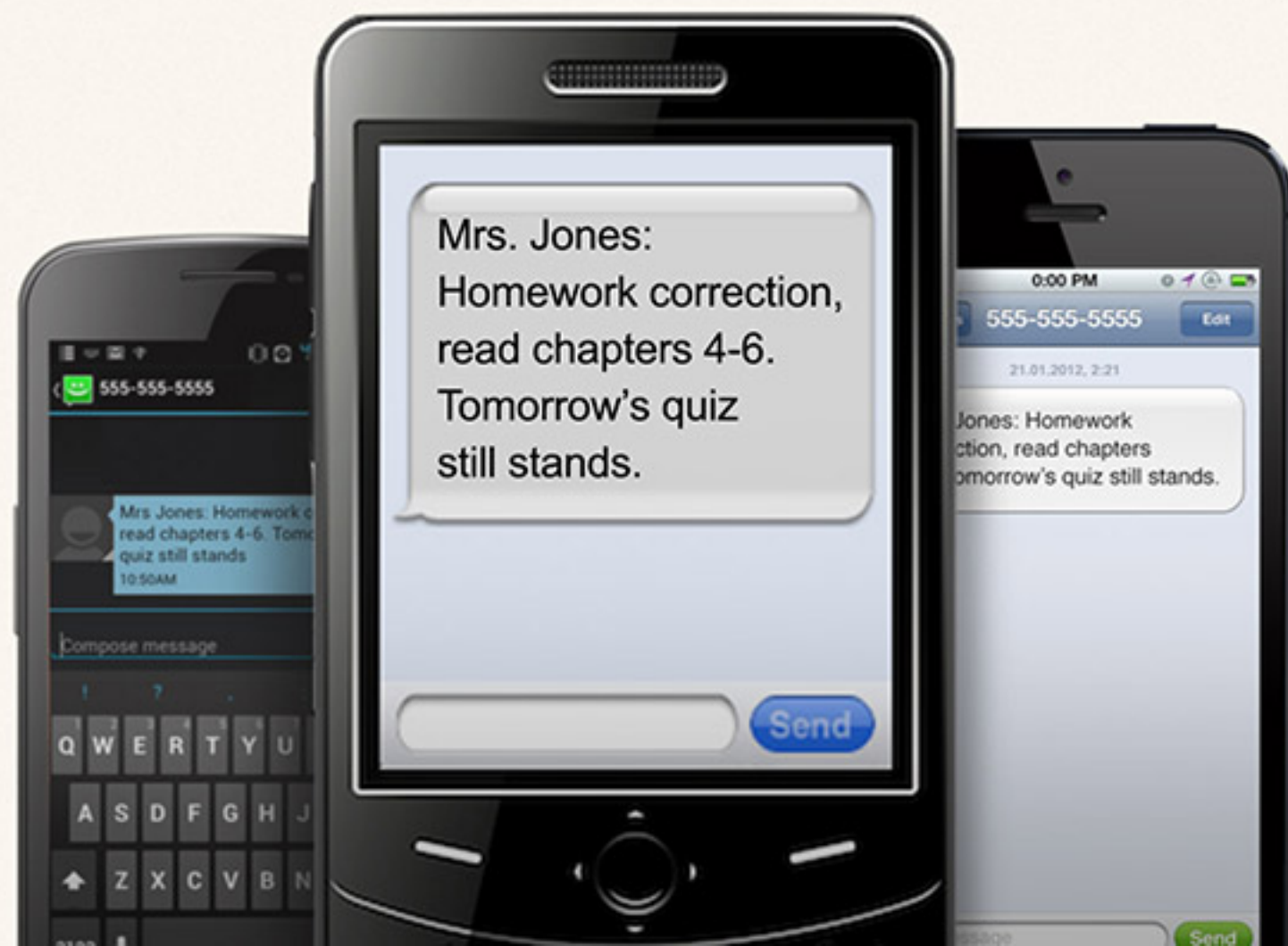
Communicating with students and parents outside the classroom is cumbersome.



Sending notes home
Checking websites
Checking email
Writing from a whiteboard

← *Doesn't work*

Remind101 provides a safe, easy way for teachers to text message students and stay in touch with parents for free.



Remind101 solves classroom communication

TEACHING CHALLENGE

HOW REMIND101 HELPS

Teachers are busy.	Remind101 has an easy to use website and mobile apps for on-the-go messaging.
Students and parents don't pay attention to email.	Meet your audience where they already are: on their phones.
Students and parents don't remember to check class websites.	Eliminate excuses with more direct communication.
Using cellphones can be unsafe.	Remind101 provides a safe layer in between to protect privacy.
Not all students and parents have smart phones.	Remind101 works on any phone that is able to receive text messages. No smart phone needed.

Built for teachers, predicated on safety

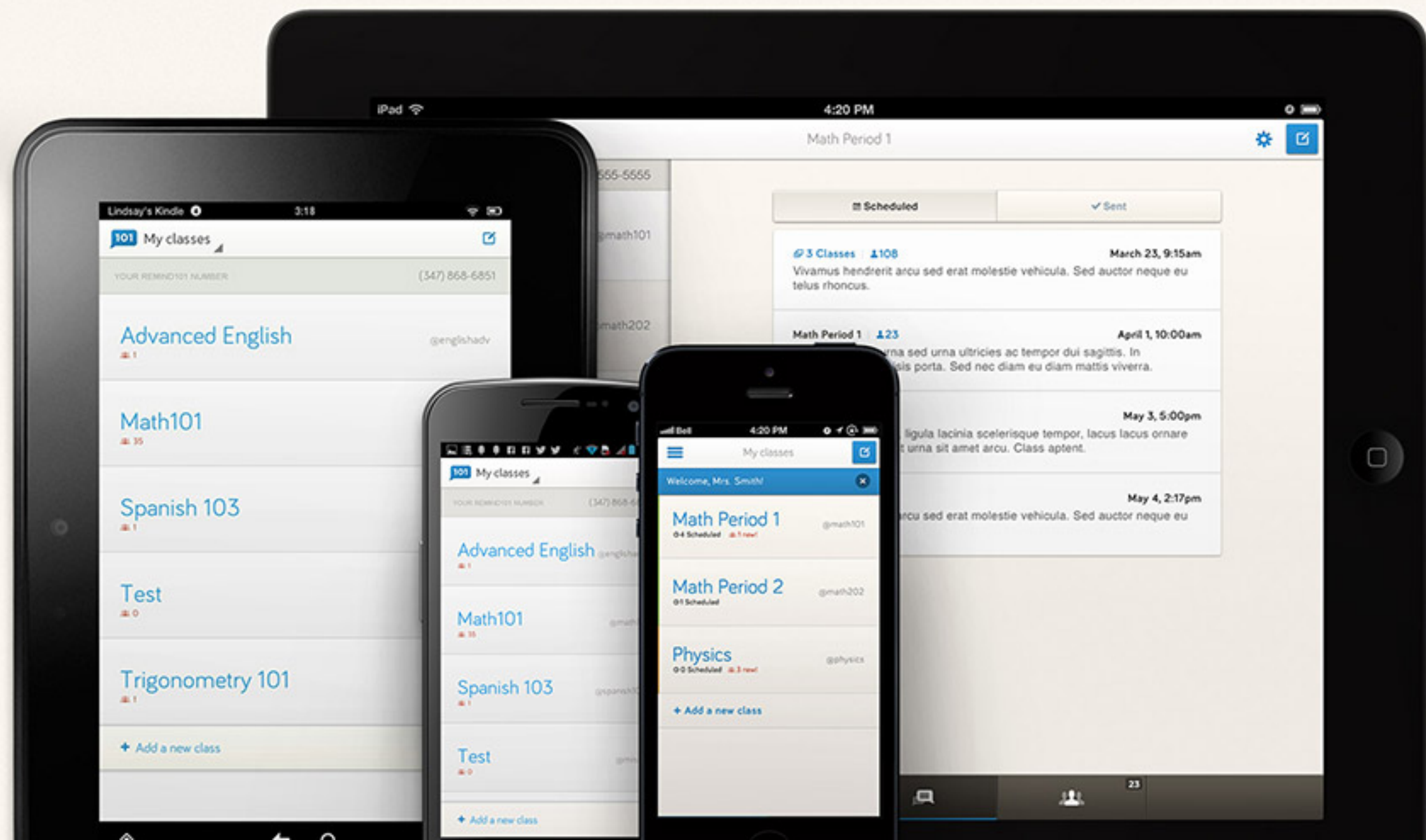
- One-way: Students/parents cannot reply to messages
- Never share your personal phone number
- Never see student/parent phone numbers
- Stored log of your communication history



Step 1

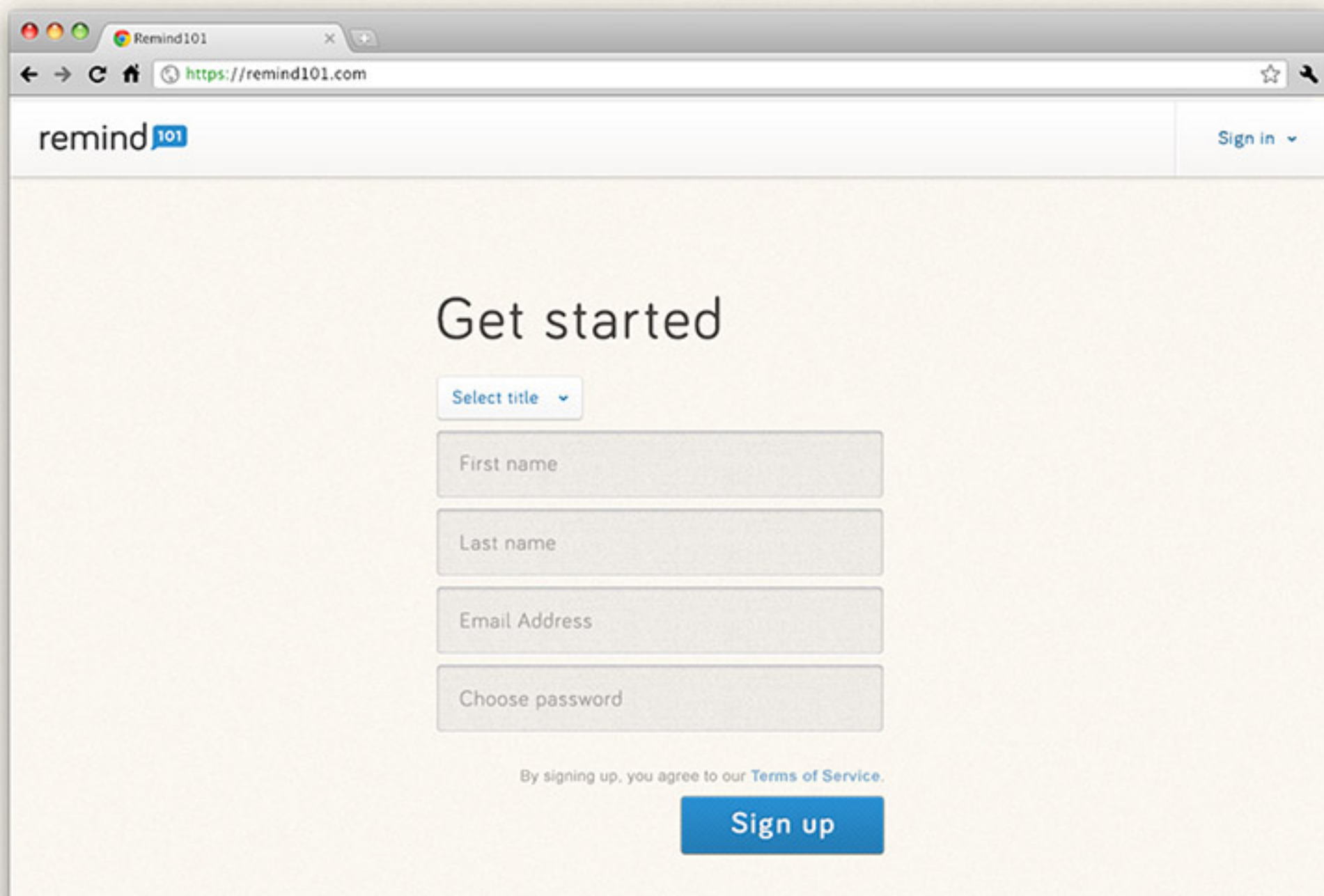
To get started, go to www.remind101.com

Or download the iOS or Android app.



Step 2

Create an account



The image shows a browser window with the URL `https://remind101.com`. The page header includes the Remind101 logo and a "Sign in" link. The main content area is titled "Get started" and contains a registration form with the following fields:

- Select title (dropdown menu)
- First name (text input)
- Last name (text input)
- Email Address (text input)
- Choose password (text input)

Below the form, there is a small text line: "By signing up, you agree to our [Terms of Service](#)." At the bottom right of the form area is a blue "Sign up" button.

Step 3

Create your class

✕

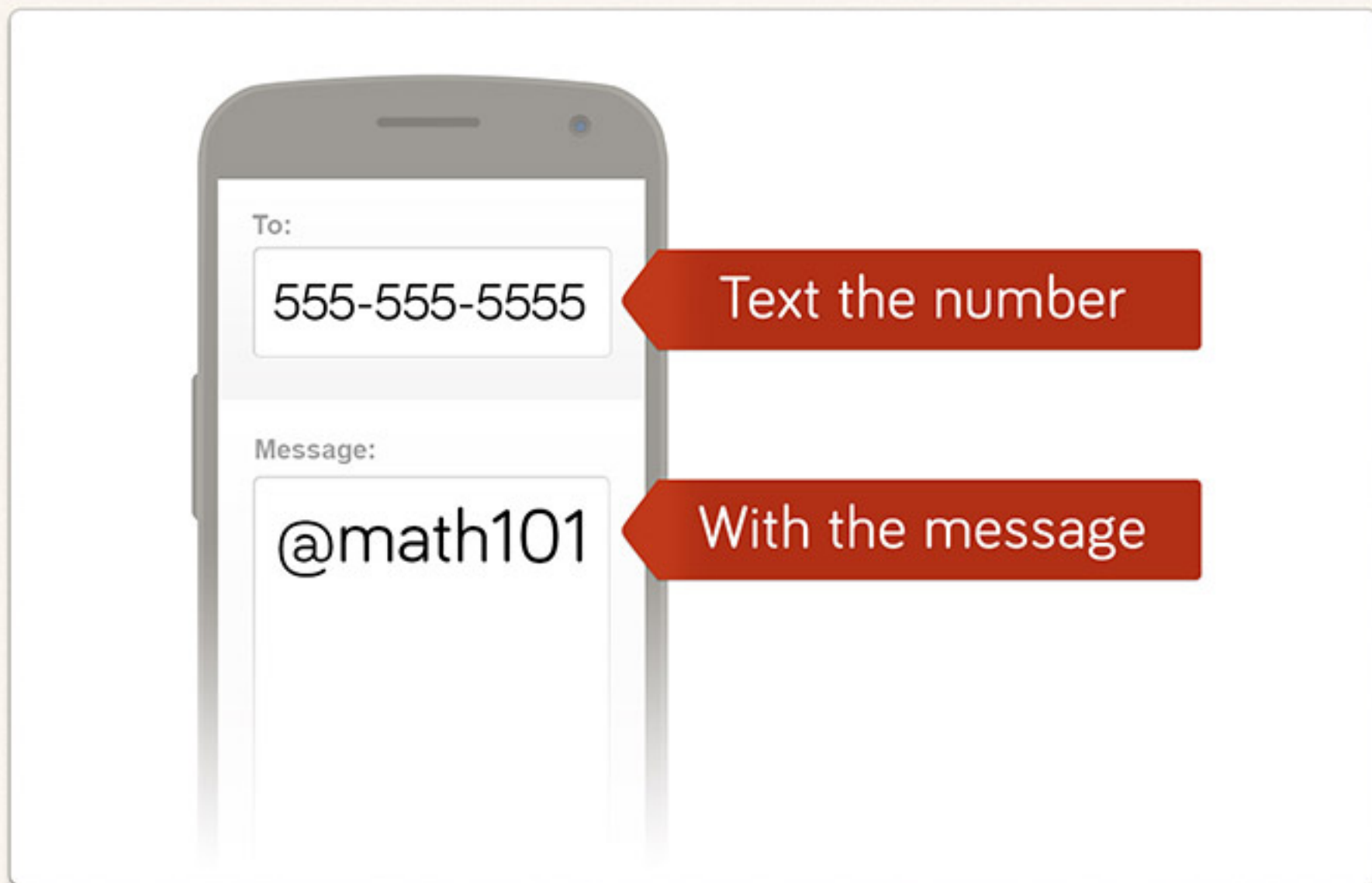
Add a new class

CLASS NAME	CLASS CODE
Math 101 ✓	@ math101

Add

Step 4

Ask students & parents to subscribe




Step 5

Start sending messages

TO Math 101 ✕ + Add classes or subscribers +

Welcome to Math101! Thanks for signing up for messages!

[Schedule for later](#) 

Send

Easy to integrate into the classroom

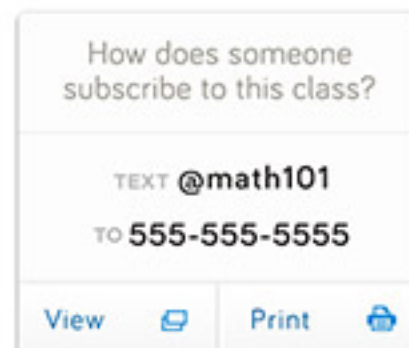


Built for teachers.

remind101

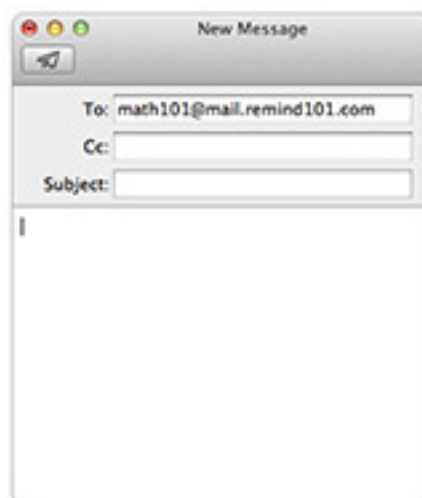
Class widget

Display Remind101 on your blog or teacher website with the widget.



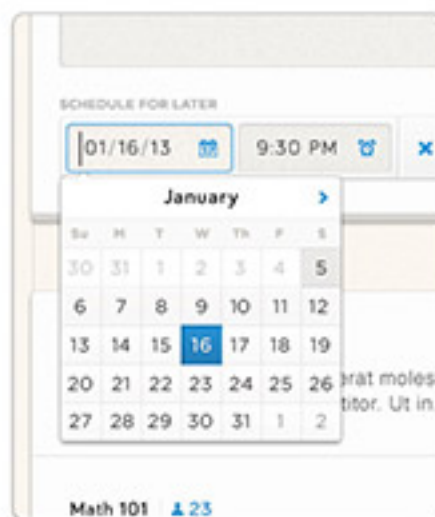
Sign-up instructions

Available PDF instructions to print and send to students and parents.



Email alerts

Option to subscribe via email.



Schedule for later

Schedule and forget! Schedule your message to go out at a later date and time.

Tested and approved by teachers

MILLIONS OF TEACHERS, STUDENTS AND PARENTS AROUND THE US AND CANADA RELY ON REMIND101 EVERYDAY!

Erin Klein

Cranbrook Educational Community

Brad Waid

Eastover Elementary

Andrew Vanden Heuvel

Online High School Math and Science Teacher

Drew Minock

Eastover Elementary



What types of messages?

Motivational messages

I know you are working hard and I am so unbelievably proud of you!

Field trip updates

Bus will be waiting in the museum parking lot at 2:15.

Homework/exams

I've posted a list of concepts for Monday's test on my website.

Schedule changes

Good morning! Please meet in Lab 111 today for an activity.


Fun facts & trivia


Trivia: What percentage of the earth's available freshwater is ground water?

Keeping parents informed


Report cards will be coming home on Friday 3/30/2012.

The Remind101 team loves feedback

 contact@remind101.com

 [@remind101](https://twitter.com/remind101)

 facebook.com/remind101

 www.remind101.com

