




Setting Up Your Classes:



Step 1: Click Courses then click create.

Step 2: Fill out the information about your class. You will have to follow the same procedure for each class that you teach.

Step 3: Your class will be assigned an access code. You will need to give this code to students so they register for your class.

Student Signup/Joining Classes:

Many of the high school students already have accounts. If they do not have an account, they will need to sign up at schoology.com

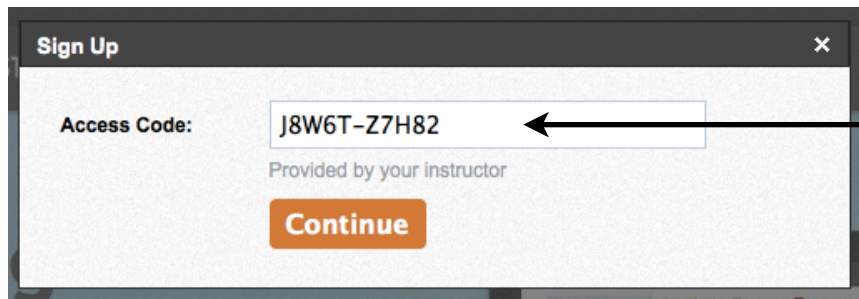
First Time Users



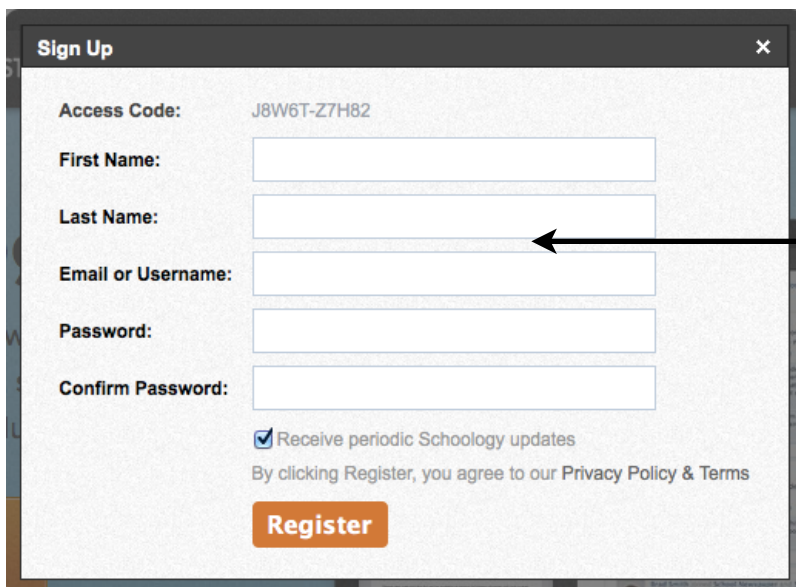
Students will click sign up.



Students will select student.



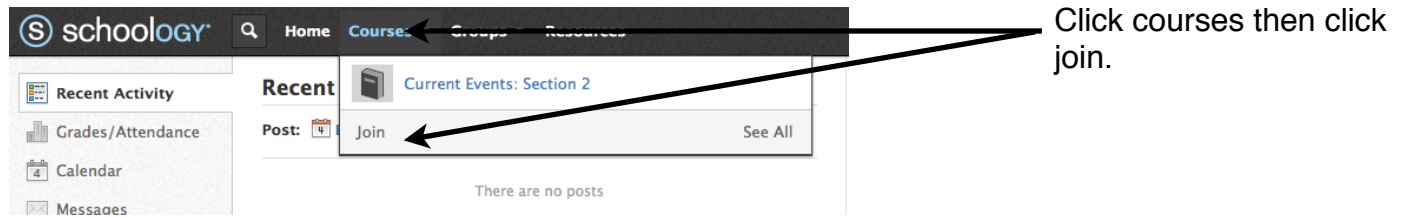
The student will need to enter your access code.

A 'Sign Up' dialog box with a close button (X) in the top right. It contains a registration form with the following fields: 'Access Code:' (pre-filled with 'J8W6T-Z7H82'), 'First Name:', 'Last Name:', 'Email or Username:', 'Password:', and 'Confirm Password:'. Below the fields is a checked checkbox for 'Receive periodic Schoology updates' and the text 'By clicking Register, you agree to our Privacy Policy & Terms'. An orange 'Register' button is at the bottom. An arrow points from the 'Last Name' field to the right.

Students will fill out the information. I recommend students use the same username and passwords as their google account.

Current Users

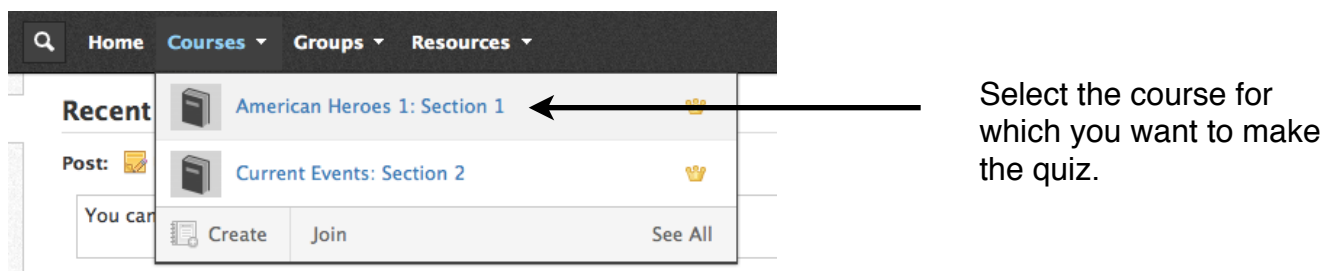
Current users will just need to add your class to their profile.



Sending Information to Students



Creating A Quiz



American Heroes 1: Section 1

Wilbur Trimpe Middle School

Add Materials ▾

Assignments 0 Items hide

Online Tests/Quizzes 0 Items hide

Files/Links 0 Items hide

Discussions 0 Items hide

Albums 0 Items hide

Select Quizzes

Add Online Test/Quiz

Click Add Online Test/Quiz

Quiz button in the right column to create an online te

Create Test/Quiz ✕

Name:

Max pts: Set as midterm/final

Due date: ←

Category: Grading options

File Link More ▾

Advanced ▾ **Create** Cancel Copy to Courses (?)

Fill out information about your quiz.

Questions Settings Preview Results Comments

+ Add Question ←

You do not currently have any questions on this assess

Click "Add Question"

+ Add Question

- True/False
- Multiple Choice ←
- Ordering
- Short-Answer/Essay Question
- Fill in the Blank
- Matching
- From Question Banks
- Import Test/Quiz
- Page Break
- Text

Select Question Type

Civil War Test

- Questions
- Settings
- Preview
- Results
- Comments

Instructions:

Availability:

Time Limit:

Attempt Limit:

Paging:

Randomize Order:

Question Review:

Resumable:

View Submissions:

Save Changes

Available

- Edit
- Advanced Options
- Publish
- Copy to Course
- Export Question Stats
- Delete

Publish your assignment.